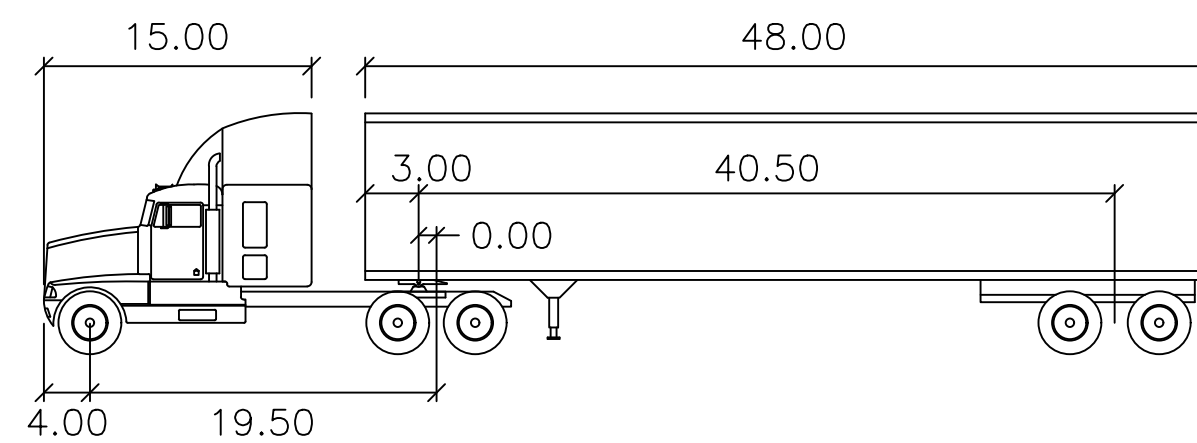


P

```

                                feet
Width                          : 7.00
Track                          : 6.00
Lock to Lock Time              : 6.0
Steering Angle                  : 31.6

```



WB-62

	feet		
Tractor Width	: 8.00	Lock to Lock Time	: 6.0
Trailer Width	: 8.50	Steering Angle	: 28.4
Tractor Track	: 8.00	Articulating Angle	: 70.0
Trailer Track	: 8.50		

64TH AVENUE EXTENSION

AUTOTURN

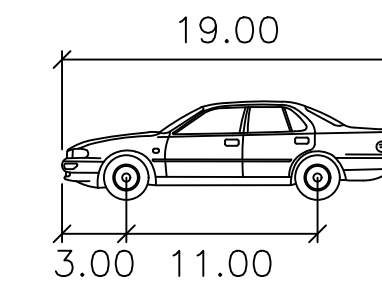
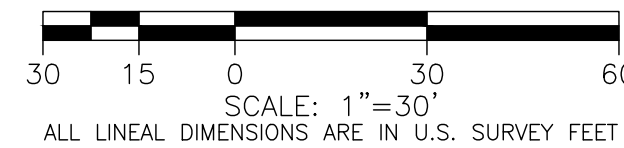
WB-62

Job Number	19.0281	No.	Description of Revisions	Date	Name
Project Manager	PROJECT MANAGER				
Design By	DESIGN BY				
Drawn By	DRAWN BY				
Principal in Charge	PE IN CHARGE				

DESIGN SHOWN HEREIN INCLUDING ALL ELECTRICAL DRAWINGS, SPECIFICATIONS, AND NOTES ARE THE PROPERTY OF THE COMPANY. NO PART OF THIS DOCUMENT IS TO BE REPRODUCED OR TRANSMITTED IN ANY FORM OR BY ANY MEANS, ELECTRONIC OR MECHANICAL, INCLUDING PHOTOCOPYING, RECORDING, OR BY ANY INFORMATION EXTRACTED FROM THIS SHEET WITHOUT THE WRITTEN PERMISSION OF THE COMPANY.

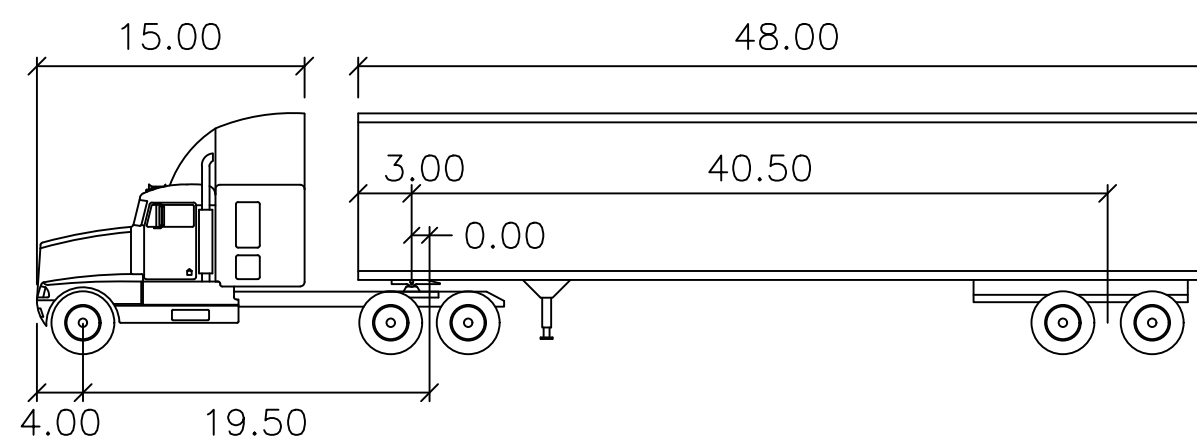
Sheet Number:

1



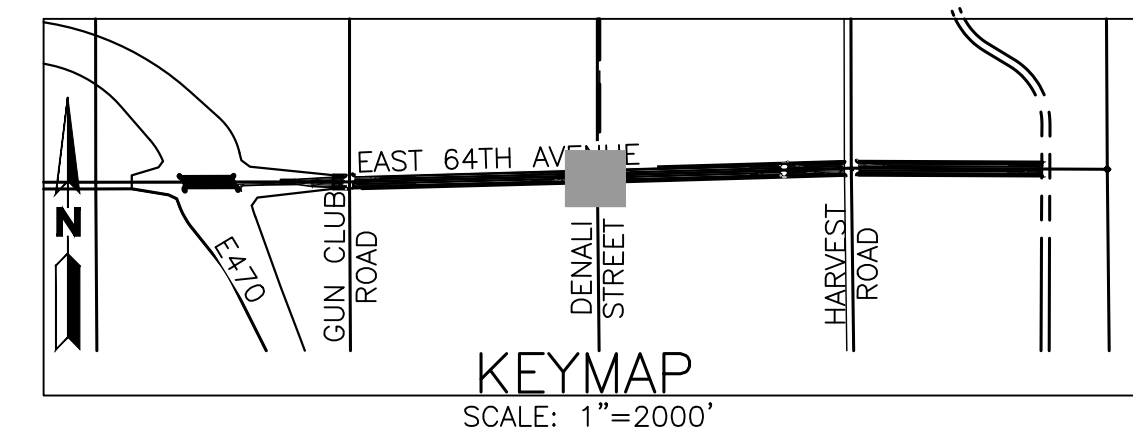
7

	feet
Width	: 7.00
Track	: 6.00
Lock to Lock Time	: 6.0
Steering Angle	: 31.6

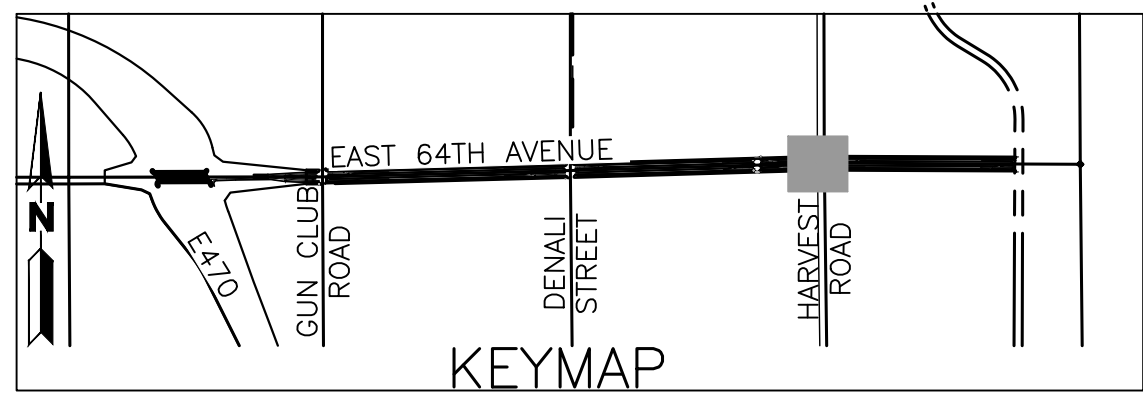
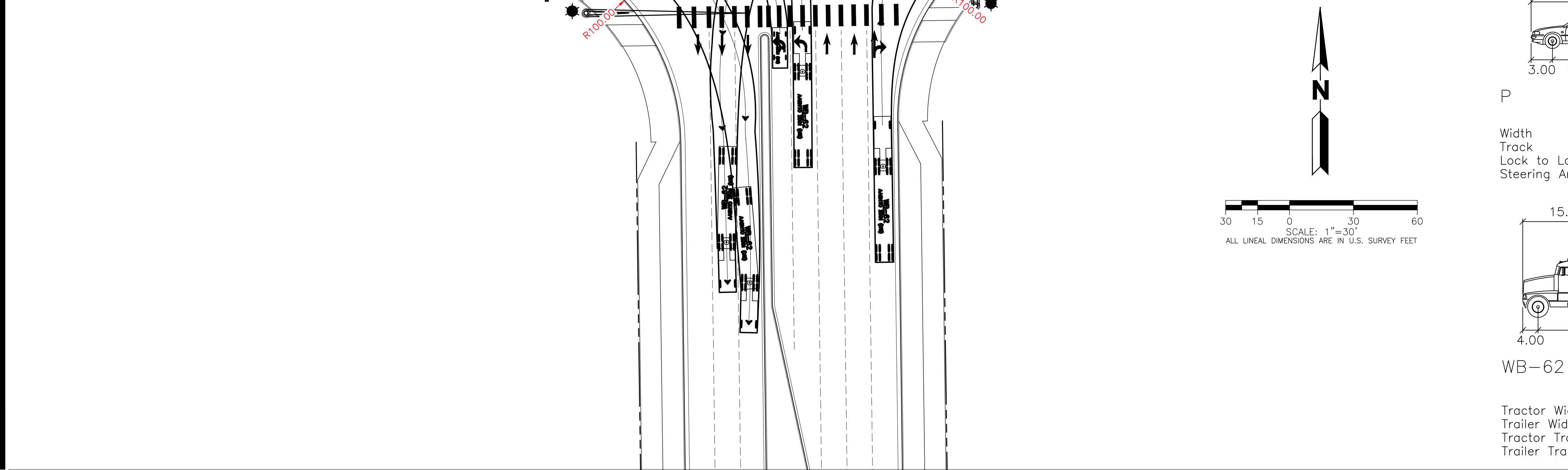


WB-62

	feet		
Tractor Width	: 8.00	Lock to Lock Time	: 6.0
Trailer Width	: 8.50	Steering Angle	: 28.4
Tractor Track	: 8.00	Articulating Angle	: 70.0
Trailer Track	: 8.50		

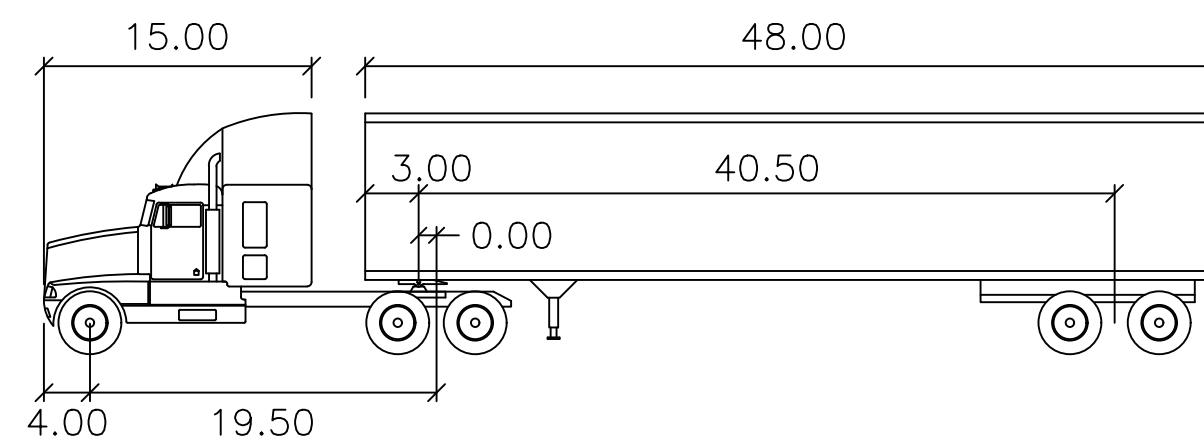
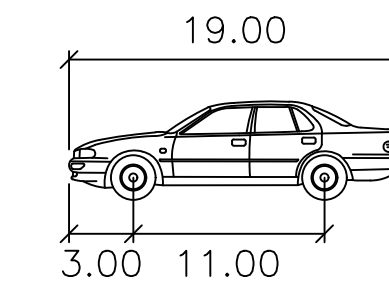


PLOT DATE: Monday, January 13, 2020 1:21 PM LAST SAVED BY: DBEJARANO



P

	feet
Width	: 7.00
Track	: 6.00
Lock to Lock Time	: 6.0
Steering Angle	: 31.6



WB-62

	feet		
Tractor Width	: 8.00	Lock to Lock Time	: 6.0
Trailer Width	: 8.50	Steering Angle	: 28.4
Tractor Track	: 8.00	Articulating Angle	: 70.0
Trailer Track	: 8.50		

64TH AVENUE EXTENSION

AUTOTURN

WB-62

Job Number	19.0281	No.	Description of Revisions	Date	Name
Project Manager	PROJECT MANAGER				
Design By	DESIGN BY				
Drawn By	DRAWN BY				
Principal in Charge	PE IN CHARGE				

Sheet Number:

4